

AND YOU?



Marchio	PETRINI
Autori	Nicholas Tims Rob Sved Pamela Linwood Daniela Guglielmino Alison Greenwood Thomasin Brelstaff
Materia	INGLESE CORSI
Destinazione	Scuola secondaria di Primo grado

NUOVI AUTORI che affiancano Linwood e Guglielmino



STUDENTE AL CENTRO



UNIT: And you? & Your VIEW

Unit 7

We've got a practice session today

Abilities 1. Osserva le foto e abbinale ogni attività al numero corrispondente (1-12).

Vocabulary 7

Dialogue 3

Everyday English 4. Completa il glossario con le espressioni del dialogo. Poi ascolta e ripeti.

Target language 5. Ti ricordi? Abbinando facendo riferimento al dialogo.

Comprehension 3. Decidi se le frasi sono vere (V) o false (F). Correggi quelle false.

1. Osserva il video. Poi ascolta e leggi il dialogo.

2. Ascolta il video e ripeti.

3. #culture Nella scuola del Regno Unito ogni studente ha il suo armadietto per gli oggetti personali. In molte scuole è obbligatorio lasciare il sacco al cellulare!

72

Workbook p. 62

73

The page is divided into several sections. At the top, there are icons for 'Abilities', 'Vocabulary', and 'Dialogue'. The main section is a dialogue between Jack and Eve. Jack says he has a guitar practice session today. Eve asks if he has a ticket, and Jack says yes. Eve asks if she can go, and Jack says yes. Eve asks if she has a ticket, and Jack says yes. Eve asks if she has a ticket, and Jack says yes. Below the dialogue, there are comprehension questions and a 'Your VIEW' section. The 'Your VIEW' section has a Venn diagram with 'Me' and 'My partner' and a list of items: guitar, laptop, skateboard, bicycle, wallet, and phone. A green circle highlights the 'Your VIEW' section, and a green arrow points from it to the 'Your VIEW' logo on the right.


Apertura con il LESSICO



UNIT: Language Live!

Focus on oral communication

Talking about your home



Jack fa una videochiamata con un amico della nuova città scuola.

Questions	Answers
Have you got a house or a flat?	We've got a house / flat.
What's your house / flat like?	It's (quite) big / It's (quite) small.
Is your house / flat near your school?	Yes, it is. / No, it isn't.
Is there a garden?	Yes, there is. / No, there isn't.
How many bedrooms are there?	There are three. There's my bedroom. ...
Have you got your own bedroom?	Yes, I have. / No, I haven't. I'm in a room with ...

1 **Listen** Guarda e ascolta il dialogo e completa con le parole date.

2 **Listen** Ascolta le domande e scegli la risposta corretta.

3 **Listen** Ascolta le domande e scegli la risposta corretta.

4 **Read** A coppia, inventate di nuovo appena trasferiti in un'altra città. A mano, fate domande sulla nuova casa e rispondete. Usate il **Language Live** e le informazioni date.


Student A:	Student B:
+ house	+ flat
+ big	+ quite small
+ far from school	+ near school
+ garden (✓) (balcony) (✓)	+ garden (✓) (balcony) (✓)
+ two bedrooms	+ two bedrooms
+ in a bedroom with your brother / sister	+ own bedroom

5 **Read** A coppia, fatevi domande sulla vostra casa e rispondete.

A Have you got a house or a flat?
B We've got a flat.

Focus on oral communication 4

LANGUAGE Live




Guarda e ascolta le interviste agli attori e rispetti che parlano della loro casa.

6 **Listen** Leggi le frasi. Poi guarda e ascolta. Scegli l'alternativa corretta.

7 **Listen** Guarda, riascolta le conversazioni e controlla le tue risposte.

Listening


8 Guarda la foto con l'elenco. Che cosa noti di strano?



9 Scegli 4 parole che ti spuntano di sentire in un testo che riguarda questa foto. Ascolta e controlla.

10 **Listen** Ascolta il testo e completa le frasi con un massimo di tre parole.

11 Guarda la foto qui sotto e leggi come funziona l'illusione ottica di Dalen House.



Listening - Listen

Prima di ascoltare, pensa all'argomento e alle parole che ti aspetti di sentire.

Focus on oral communication

↓

doppia pagina organizzata in 3 momenti:

- FUNCTIONS
- LANGUAGE Live
- Listening

↓

INVALSI

oppure

K

UNIT: Competences and Culture

SPORT magazine

#can'tsee #CANPLAY!

the coach

players wear a mask

the goalkeeper

On an Arsenal fan!

What do you know about blind football?

- There are five players in a team. The goalkeeper can see, but the other players are blind or they can't see very well. These four players wear a mask.
- There are some small bells in the ball. Players can't see the ball at all, but they can hear it!
- The goalkeeper and the coach also give instructions to the players. Fans arriving quiet in matches, so the players can hear the instructions.
- When players are near the ball, they shout 'Yo!' or 'G'. This helps other players know their position.
- There are international competitions every year and over 40 countries have national teams including Italy – for both men and women. Brazil are the best, but Argentina and Spain have got very good teams too.

A future star...

Mikay Pooft is a young footballer from London. He has a rare eye disease and he can't see at all. But this doesn't stop Mikay. He loves football and he wants to play for England. Every morning before school, Mikay practises in the garden – his neighbours can hear his ball! He's really good. He has football training with other blind football players in London twice a week. And once a month he has training in Brighton with a coach from the national team! Mikay's got other hobbies. He plays games on his tablet and he likes to listen to music.

But his passion is football. He likes to watch his family attend his matches. He's got his own and his brother is an Arsenal fan. At matches the football club gives Mikay headphones, so he can listen to the match commentary. Mikay is a future football star!

Glossary

blind (n) non vedente
wear a mask (v) indossare una maschera
bells (n) campanelle
competition (n) partita
match (n) partita
on his phone (n) sul telefono
rare (a) raro
rare eye disease (n) malattia agli occhi
stop (v) fermare
commentary (n) commento

Reading

1 **True or False?** Leggi e ascolta il testo. Decidi se le frasi sono vere (T) o false (F). Correggi quelle false.

- Five players in a team are blind or can't see very well.
- The goalkeeper doesn't wear a mask.
- Mikay often plays football before school.
- He has football training at an England football centre twice a week.
- He takes his headphones to matches.

2 **Match the text with the questions.**

- Who can see on a blind football team?
- How is the ball different from a normal football?
- What countries have the best blind football teams?
- How do Mikay's neighbours know he's in the garden?
- What does Mikay do in his free time?

3 **Write**

Si usa too per aggiungere un'informazione. Ha lo stesso significato di also:
I can play tennis and I watch it on TV too.
Se giochi a tennis e lo guardi anche in TV.
→ Sottolinea la frase con too nel profilo di Jan.

Competences and culture 7

Listening

1 **Listen and choose.** Ascolta fino a vista a Katy e scegli l'alternativa corretta.

- How often does Katy have basketball training?
 - Once a week.
 - Every Monday, Thursday and Friday.
 - Twice a week.
 - Every weekend.
- How often does she do karate?
 - In Tuesday evening.
 - At the weekend.
 - Every Saturday.
 - Three times a week.
- Her favourite sport is
 - football.
 - rugby.
 - basketball.
 - Tennis.
- Katy's favourite football team is
 - Liverpool.
 - Arsenal.
 - Chelsea.
 - Manchester City.
- Katy's favourite sports star
 - plays for Chelsea.
 - is very famous.
 - is a teenager.
 - is a goalkeeper.

Speaking

4 **Work in pairs.** A coppia, fatevi queste domande e rispondete.

- Do you like sport?
- What sports can you play?
- How often do you play them?
- What's your favourite sport?
- What sports do you watch on TV?
- Who is your favourite sports star?

Writing

5 **Write a profile.** Leggi il profilo sportivo di Jan. Quale sport gli piace guardare ma non sa praticare?

I really like sport, but I'm not very good at it. I play football twice a week at school. I can play quite well, but I'm not in the school team. I can't play tennis at all. It's really difficult! My favourite sport is table tennis. We've got a table tennis table in our garage.

I often watch football on TV and my favourite team is Manchester City. I watch tennis too, and in the summer we sometimes get tickets for Wimbledon. It's a famous tennis competition in London. My favourite sports star is the tennis player, Novak Djokovic.

6 **Write a profile.** Scrivi il tuo profilo sportivo. Usa quello di Jan come modello e prendi spunto dalle tue risposte alle domande dell'esercizio 4.

- Scrivi almeno 35 parole.
- Usa too quando aggiungi un'informazione.
- Controlla l'ortografia.

7 **Watch a video.** Fai un breve video sugli sport che pratici e le attività che sai fare.

168 see hundred and sixty-eight

Workbook, p. 176

see hundred and sixty-nine 169

NOVITÀ

In queste pagine si parla di **PERSONAGGI REALI**

Attenzione: nei corsi di lingua spesso si parla di personaggi inventati!

Da sapere
in più...

Unit: Grammar

Grammar

Com. forma affermativa

soggetto + verbo (forma base)

I / She	am	Alan
We / You / They	are	

Com. forma interrogativa e risposte brevi

Com. + soggetto + verbo (forma base) ?

Com. + yes / no / OK / ...

Com. + yes / no / OK / ...

Grammar 7

Com. forma interrogativa e risposte brevi

Com. + soggetto + verbo (forma base) ?

Com. + yes / no / OK / ...

Com. + yes / no / OK / ...

Grammar

Parole interrogative

Parola interrogativa	Verbo	...
Who (Chi cosa? / Chi / Qualcuno)	is	his name?
Who (Chi)	are	your parents?
Where (Dov'è)	is	the class?
Where (Dov'è)	are	you from?
How old (Quanti anni)	are	your grandparents?

What, Who, Where, Where is / How old sono pronomi e parole interrogative, e question words.

Ignora nelle domande che si fanno con What, Who, Where, Where is / How old o con la forma contratta di is / are la tua risposta? → What's your name?

10 Scegli l'affermativa corretta.

- What's / Who's the boy's name?
- How old's / How old are your grandparents?
- Where's / Where's Tom?
- What's / How old's your brother?
- Who's / What's your favourite teacher?
- What's / What are your favourite colours?

11 Completa le domande con le parole interrogative e la forma corretta del verbo. Se possibile usa la forma contratta.

- How old's your cat? B: She's four.
- _____ my best? B: It's five.
- _____ your favourite colour? B: Black and blue.
- _____ my guitar lesson? B: It's at 5.
- _____ you with? B: I'm with my sister.
- _____ your cousins? B: They're 4 and 5.

12 Ascolta e ripeti.

13 Finished?

Immagina di intervistare un personaggio famoso. Scrivi una domanda con ciascuna parola interrogativa. Poi cerca la risposta in Internet.

- What's your name? - It's Emma Watson.

Grammar 2

GRAMMAR MAPS

1. Completa le mappe di grammatica.

BE forma negativa

I	am not
You	are not
He	is not
She	is not
It	is not
We	are not
You	are not
They	are not

Forma contratta

I	am
You	are
He	is
She	is
It	is
We	are
You	are
They	are

Forma interrogativa

am	I
are	you
is	he
is	she
is	it
are	we
are	you
are	they

Risposte brevi

Yes, I	am.
Yes, you	are.
Yes, he	is.
Yes, she	is.
Yes, it	is.
Yes, we	are.
Yes, you	are.
Yes, they	are.

GENITIVO SEMPLICE

il fratello	di Jack
Jack's	brother

GENITIVO COMPLETO

il fratello	di Cole
Cole's	brother

14 Ascolta e completa.

15 Traduci le frasi in inglese.

- I libri degli studenti sono verdi.
- Lana non è mia cugina.
- Lei sono i tuoi parenti?
- Il, sono lei.
- È lei il telefono di lei?

17 Ascolta e completa. Ascolta la frase. Poi ascolta di nuovo e scrivi.

Grammar Revision

Pronomi personali soggetto

1. Completa il testo con i pronomi personali soggetto.

(I) + (is) + (is) + (is) + (is) + (is) + (is)

(I) + (is) + (is) + (is) + (is) + (is)

(I) + (is) + (is) + (is) + (is) + (is)

(I) + (is) + (is) + (is) + (is) + (is)

Aggettivi possessivi

4. Completa l'esercizio con gli aggettivi possessivi corretti.

(I) + (is) + (is) + (is) + (is) + (is)

(I) + (is) + (is) + (is) + (is) + (is)

(I) + (is) + (is) + (is) + (is) + (is)

(I) + (is) + (is) + (is) + (is) + (is)

Grammar Drills

Have got: forma negativa

1. You've got a coat.

2. I've got a cat.

3. He's got a book.

4. We've got a brother.

5. I've got two brothers.

6. She's got your book.

Unit 4

There is / There are: forma affermativa

1. There is a mirror.

2. There are a mirror.

3. There is a mirror.

4. There are a mirror.

Have got: forma istantanea

1. You've got a phone.

2. He's got the football.

3. We've got skateboards.

Have got: risposte brevi

1. Have you got any left?

2. Has Sam got a job?

3. Have we got English?

4. Has he Smith got any?

5. Have they got your pen?

6. Has I got your hair?

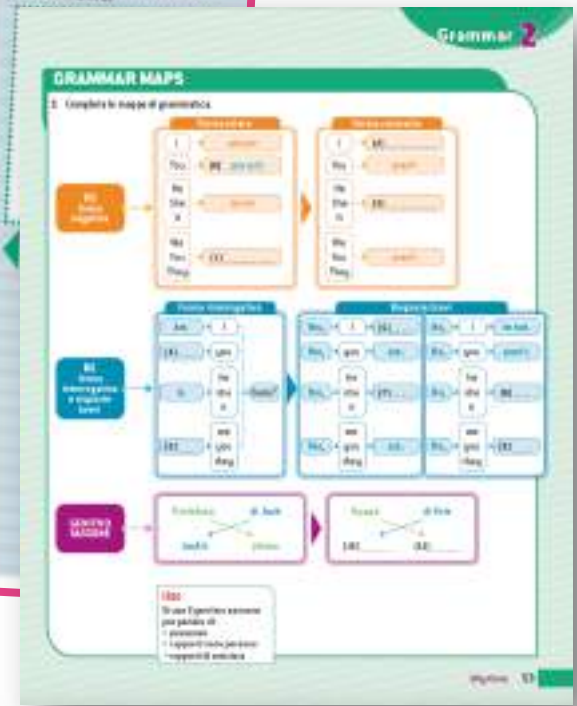
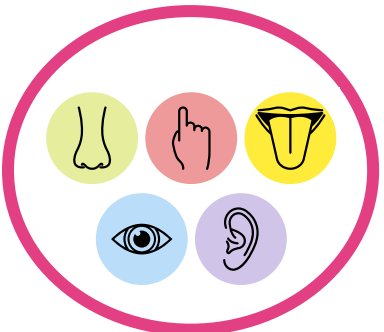




ALTA STUDIABILITÀ



**160
VIDEO!**



- Formato più grande per dare ariosità alla pagina e font ad alta leggibilità
- Approccio multisensoriale
- Colonnino di servizio per lo studio autonomo nel workbook con check it
- Strategie di apprendimento lessicali
- Mappe, schemi, tabelle
- Volumi «For everyone» e «It's Easy»
- Sezioni di recupero
- Fascicoli CULTURA e ESAMI abbinati al primo e terzo volume
- Sillabo calibrato
- Attività graduali



160 VIDEO

imparare
a parlare

Open dialogue
Communication

conoscere la
cultura anglofona

Culture
Language Live

studiare la
lingua

Grammatica
Lessico

superare gli
esami

Esame di Stato
A2 Key 2020
Trinity

**Novità
assolute**



1

Language Live

Sono dei Vox pops, letteralmente «voce del popolo», che propongono clip con brevi interviste per aiutare i ragazzi a comunicare nel mondo reale

A2 Key 2020

2



CULTURA POTENZIATA

The image shows a collection of educational materials. On the left, there are pages from a textbook with the heading 'UNIT 5 Education' and 'UNIT 3 Arts and culture'. The main article is 'High school in the USA' with a photo of students. To the right, there are worksheets with various exercises. Three red circles highlight the levels 'A1', 'A1/A2', and 'A2' on the worksheets. The bottom right of the collage shows a 'Find Out' section with a mind map template for 'Team sports in US high schools'.


Prima doppia introduttiva all'argomento con VIDEO

Doppie pagine su 3 livelli di lingua:

- A1
- A1/A2
- A2

- TOPICS**
1. Geography
 2. Cities
 3. The Arts
 4. History
 5. Education
 6. Government
 7. Sports
 8. Food

EXAMS: Esame di Stato e Certificazioni



1. Per ogni tipologia di prova: prove guidate con strategie e suggerimenti per riflettere e allenarsi.

2. Numerose prove scritte dell'esame che prevedono la combinazione di più tipologie.

3. Sezione dedicata alla prova orale con mappe visuali, schemi e grafici per prepararsi all'esposizioni di argomenti di cultura e di carattere personale.

4. Sezione con prove di CERTIFICAZIONE:

- A2 KEY (2020)
- Trinity Grade 4

STUDIO AUTONOMO E RIPASSO

Grammar

A CHECK IT Completa con -s, -es, -ies, -ves e gli esempi.

- Plurale regolare: si aggiunge **-s**.
- Se termina con consonante + **-y** si trasforma in **(x)**.
- -s, -ss, -ch, -sh, -x, -z, -o: si aggiunge **(x)**.
- -ff, -fe, -ff -fe si trasforma in **(x)**.

Student's Book, p. 74

B CHECK IT Completa.

forma intera:
I / you / we / they
DO **have got**
He / she / it (x)

forma contratta:
I / you / we / they
DO
He / she / it (x)

Student's Book, p. 74

Grammar 3

3-4 Revision

ESAME DI STATO **TowersBrooks Exams 3-4**

1 Extra Revision

5-6 Extension

Extra Revision 2

Extension 5-6

Grammar Revision

Present simple: domande con parole interrogative

Can: forma affermativa e negativa

Imperativo: ordini e istruzioni

Present continuous: forma negativa

Present simple: domande con parole interrogative

Can: forma interrogativa e risposte brevi

Present continuous: forma affermativa

Present continuous: forma interrogativa, risposte brevi e domande con parole interrogative

Can: richieste e permessi

244

Workbook

Colonnino di servizio mirato allo STUDIO AUTONOMO con check it per imparare a imparare

Sezioni di ripasso

- Revision ogni 2 unità
- Extra Revision
- Extensions
- Grammar Revision

TERZO VOLUME: struttura unità e sezioni di ripasso finali

Topics
interdisciplinari

PROBLEMI CLIMATICI

AGENDA 2030

Esame di Stato

Italiano: Italo Calvino,
La nuvola di smog

Scienze: i ghiacciai

Climate action

Storia: il protocollo di
Kyoto

Educazione civica: la
raccolta differenziata

Climate action – no time to lose

AGENDA 2030

Presentation 6

Climate action

Everyday English

Target language

Your VIEW



6 unità



Educazione civica

TERZO VOLUME

1 p. FUNCTIONS

½ pagina **INVALSI** + **TIPS**
 ½ pagina **KEY** + **TIPS**

Focus on oral communication

Talking about past experiences

Key language

Questions	Answers
How often do you visit your family in Canada?	Yes, I visit them every two weeks. I have to go to Canada for my grandparents' anniversary every year. I visit them every two weeks.
When did you last visit your family in Canada?	I visited them last summer. I was in Canada for two weeks.
Did you enjoy it?	Yes, I did. I had a great time.
How was it for you?	It was great. I had a great time.

1. **FUNCTION** Choose the correct alternative. Then write in the answer box.

2. **FUNCTION** Write a short paragraph about your last visit to your family in Canada. Use the key language.

3. **FUNCTION** Write a short paragraph about your last visit to your family in Canada. Use the key language.

4. **FUNCTION** Write a short paragraph about your last visit to your family in Canada. Use the key language.

Reading and listening

Listening for INVALSI

1. Listen to the conversation between Emma and Diego about a picnic. Tick the words you hear.

2. Listen to the conversation between Emma and Diego about a picnic. Tick the words you hear.

3. Listen to the conversation between Emma and Diego about a picnic. Tick the words you hear.

Listening for Key

4. **FUNCTION** For each question, write the correct answer in the gap. Write one answer in each of a date or a time.

Recipe

TOST SPANISH OMELETTE

INGREDIENTS

- 4 small potatoes
- 200 g smoked paprika
- 4 free-range eggs
- 100 g Manchego cheese
- 100 g butter
- 100 g olive oil
- 100 g salt

INSTRUCTIONS

1. Heat a frying pan.
2. Add a little oil and fry the potatoes for 15-20 minutes.
3. Add the eggs and mix them with the paprika (1).
4. After that, a little olive oil and add the Manchego (2). Cook the omelette for about 20 minutes.
5. Finally, carefully turn it over and cook the other side for about 20 minutes.

INDIGENOUS TOURISM IN Canada

FUNCTIONS and exams 2

Reading

1. **FUNCTION** Read the paragraphs (A-E) and number them in the correct order (1-5). Then listen and check.

2. **FUNCTION** Read the paragraphs (A-E) and number them in the correct order (1-5). Then listen and check.

Writing

1. **FUNCTION** Write a short paragraph about the last time you visited a friend in Canada. Use the key language.

2. **FUNCTION** Write a short paragraph about the last time you visited a friend in Canada. Use the key language.

3. **FUNCTION** Write a short paragraph about the last time you visited a friend in Canada. Use the key language.

MAPPA INTERDISCIPLINARE

attività propedeutiche all'Esame di Stato e INVALSI + TIPS

TERZO VOLUME

A My world Revision towards the exam

1 Do the quiz!

All about you!

- What's your name?
- Where are you from?
- How old are you?
- What's your favourite colour?
- Have you got any brothers or sisters?
- Who are your best friends?
- Do you live in a house or a flat?
- What's your favourite food?
- Have you got your own bedroom?
- Tick what you're into:

Music Books Sports

Films Animals Other

Vocabulary - Family members

- Complete the sentences.
- Write sentences about your family members.

Grammar - Possession

1. Complete the sentences in brackets and write the correct form of the verb.

- My father (be) in London.
- My mother (be) in London.
- My brother (be) in London.
- My sister (be) in London.
- My parents (be) in London.
- My grandparents (be) in London.

Grammar - Possession

1. Complete the sentences with the correct form of the verb.

- My father (be) in London.
- My mother (be) in London.
- My brother (be) in London.
- My sister (be) in London.
- My parents (be) in London.
- My grandparents (be) in London.

A My world Revision towards the exam

2 Describe your favourite possessions.

3 Look at the photo of Ana's bedroom. Write sentences with 'There is/are' or 'There aren't/aren't' and some, any, and and the words given.

4 Describe your bedroom. Use the adjectives to help you.

5 Complete the sentences with the correct form of the verb.

6 Complete the sentences with the correct form of the verb.

7 Complete the sentences with the correct form of the verb.

8 Complete the sentences with the correct form of the verb.

9 Complete the sentences with the correct form of the verb.

10 Complete the sentences with the correct form of the verb.

11 Complete the sentences with the correct form of the verb.

12 Complete the sentences with the correct form of the verb.

13 Complete the sentences with the correct form of the verb.

14 Complete the sentences with the correct form of the verb.

15 Complete the sentences with the correct form of the verb.

16 Complete the sentences with the correct form of the verb.

17 Complete the sentences with the correct form of the verb.

18 Complete the sentences with the correct form of the verb.

19 Complete the sentences with the correct form of the verb.

20 Complete the sentences with the correct form of the verb.

21 Complete the sentences with the correct form of the verb.

22 Complete the sentences with the correct form of the verb.

23 Complete the sentences with the correct form of the verb.

24 Complete the sentences with the correct form of the verb.

25 Complete the sentences with the correct form of the verb.

26 Complete the sentences with the correct form of the verb.

27 Complete the sentences with the correct form of the verb.

28 Complete the sentences with the correct form of the verb.

29 Complete the sentences with the correct form of the verb.

30 Complete the sentences with the correct form of the verb.

31 Complete the sentences with the correct form of the verb.

32 Complete the sentences with the correct form of the verb.

33 Complete the sentences with the correct form of the verb.

34 Complete the sentences with the correct form of the verb.

35 Complete the sentences with the correct form of the verb.

36 Complete the sentences with the correct form of the verb.

37 Complete the sentences with the correct form of the verb.

38 Complete the sentences with the correct form of the verb.

39 Complete the sentences with the correct form of the verb.

40 Complete the sentences with the correct form of the verb.

41 Complete the sentences with the correct form of the verb.

42 Complete the sentences with the correct form of the verb.

43 Complete the sentences with the correct form of the verb.

44 Complete the sentences with the correct form of the verb.

45 Complete the sentences with the correct form of the verb.

46 Complete the sentences with the correct form of the verb.

47 Complete the sentences with the correct form of the verb.

48 Complete the sentences with the correct form of the verb.

49 Complete the sentences with the correct form of the verb.

50 Complete the sentences with the correct form of the verb.

51 Complete the sentences with the correct form of the verb.

52 Complete the sentences with the correct form of the verb.

53 Complete the sentences with the correct form of the verb.

54 Complete the sentences with the correct form of the verb.

55 Complete the sentences with the correct form of the verb.

56 Complete the sentences with the correct form of the verb.

57 Complete the sentences with the correct form of the verb.

58 Complete the sentences with the correct form of the verb.

59 Complete the sentences with the correct form of the verb.

60 Complete the sentences with the correct form of the verb.

61 Complete the sentences with the correct form of the verb.

62 Complete the sentences with the correct form of the verb.

63 Complete the sentences with the correct form of the verb.

64 Complete the sentences with the correct form of the verb.

65 Complete the sentences with the correct form of the verb.

66 Complete the sentences with the correct form of the verb.

67 Complete the sentences with the correct form of the verb.

68 Complete the sentences with the correct form of the verb.

69 Complete the sentences with the correct form of the verb.

70 Complete the sentences with the correct form of the verb.

71 Complete the sentences with the correct form of the verb.

72 Complete the sentences with the correct form of the verb.

73 Complete the sentences with the correct form of the verb.

74 Complete the sentences with the correct form of the verb.

75 Complete the sentences with the correct form of the verb.

76 Complete the sentences with the correct form of the verb.

77 Complete the sentences with the correct form of the verb.

78 Complete the sentences with the correct form of the verb.

79 Complete the sentences with the correct form of the verb.

80 Complete the sentences with the correct form of the verb.

81 Complete the sentences with the correct form of the verb.

82 Complete the sentences with the correct form of the verb.

83 Complete the sentences with the correct form of the verb.

84 Complete the sentences with the correct form of the verb.

85 Complete the sentences with the correct form of the verb.

86 Complete the sentences with the correct form of the verb.

87 Complete the sentences with the correct form of the verb.

88 Complete the sentences with the correct form of the verb.

89 Complete the sentences with the correct form of the verb.

90 Complete the sentences with the correct form of the verb.

91 Complete the sentences with the correct form of the verb.

92 Complete the sentences with the correct form of the verb.

93 Complete the sentences with the correct form of the verb.

94 Complete the sentences with the correct form of the verb.

95 Complete the sentences with the correct form of the verb.

96 Complete the sentences with the correct form of the verb.

97 Complete the sentences with the correct form of the verb.

98 Complete the sentences with the correct form of the verb.

99 Complete the sentences with the correct form of the verb.

100 Complete the sentences with the correct form of the verb.

Summing up

1. Complete the map with the words and phrases given.

Oral presentation

1. Complete the oral presentation. Use the map to help you.

My family

My possessions

My home

My bedroom

My name's ... I've got a big / small family.

Sezione finale di ripasso degli argomenti lessicali grammaticali e comunicativi dei volumi 1 e 2.

GIOCHI

Il gioco è uno strumento coinvolgente e inclusivo: quando uno studente si concentra sul gioco dimentica e supera le difficoltà divertendosi!

STORY GAME nel digitale



GAMES

nei volumi, ogni 2 unità

PLAY4ENGLISH



8. CREAtest PLUS



CREAtest PLUS è la risposta a tutte le esigenze degli insegnanti!

Migliaia di **esercizi interattivi o stampabili!**


Attività in base ai livelli A1 e A2 e organizzati in 5 ambiti:

- lessico
- grammatica
- pronuncia
- lettura
- ascolto

AND YOU? vs GAME ON video edition

In più...

- CREAtest Plus
- Play4English
- Storia digitale a bivi



Punti di forza mantenuti

- Approccio visuale
- Approccio inclusivo (mappe, grafica chiara, video)
- Approccio multisensoriale
- Versione For everyone

Novità

- **Storyline** coinvolgente
- **Personaggi reali:** Competences and culture
- **Personalizzazione:** And you? Your view!
- Nuovi video **vox-pops:** Language live
- **Studio autonomo:** colonnino di servizio con ripasso e check delle regola grammaticali
- **Unità interdisciplinari nel volume 3**
- **Mappe integrate** nello SB/WB
- Sezione finale di **ripasso** (32pp) nel volume 3
- **Potenziamento della Cultura**
- Sezione dedicate agli **esami:** INVALSI, Esame di Stato, A2 KEY
- **Cittadinanza attiva/Educazione civica**




AND YOU? – Per lo STUDENTE



Grammar
già pubblicata
ricopertinata

INVALSI
già pubblicato



pp. 264+72



pp. 264



pp. 264+72+112

AND YOU? – Per lo STUDENTE



pp. 168



pp. 168



pp. 144



pp. 108

AND YOU? – Per l'INSEGNANTE

quasi 1.700 pagine!



pp. 720



pp. 576



pp. 48



pp. 216


Sorpresa!

INVALSI teacher
pp. 144

AND YOU? – chiavetta USB



VIDEO TRAILER del corso: FOLDER e COPERTINE



FOLDER



VOLUME

